

Transportation

Coordination Committee Meeting
June 9, 2021



Meeting Agenda



Regional Growth Partnership
Update on Goals & Timeline
Data Reviewed
Breakout Groups
Goal Setting

Regional Growth Partnership



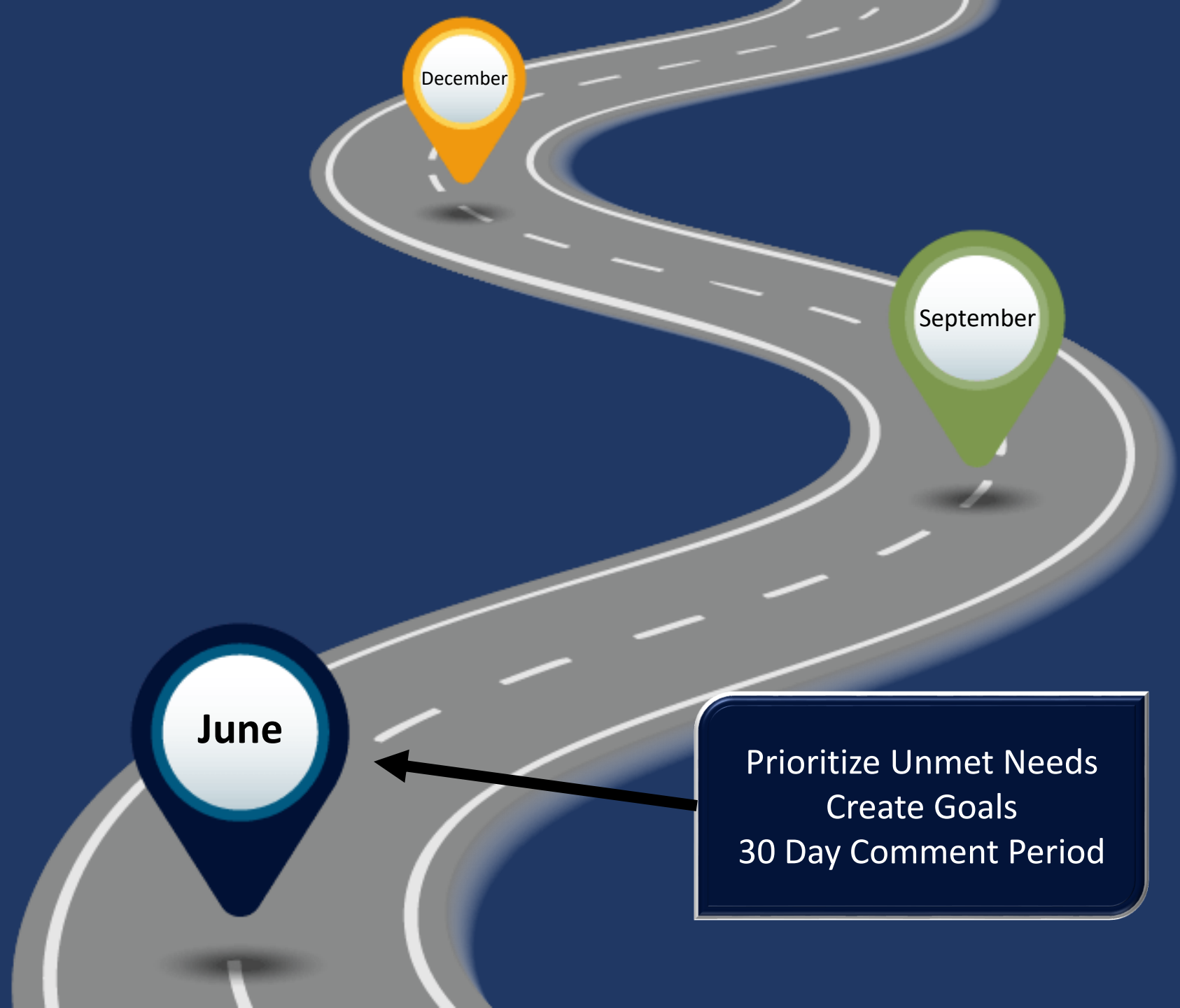
Joe Luzar
Northwest Ohio Workforce Initiative
419-552-9080
luzar@rgp.org

Goals

Goal	Objective	Performance Measures
Transportation Coordination	Investigate county and regional options to develop improved transportation strategies	<ul style="list-style-type: none"> •3 Annual Meetings ✓ •Service Provider Survey every Year ✓
Funding	Obtain funding to purchase vehicles, maintenance, operating costs, and scheduling software	<ul style="list-style-type: none"> •Trip efficiencies •Identify Grant Funding Opportunities ✓
Identify Unmet Needs	Meet with riders and advocates to improve services	<ul style="list-style-type: none"> •Public Meeting every 2 Years ✓ •Public Survey every 2 Years ✓
Transportation Education	Increase public knowledge on transportation options	<ul style="list-style-type: none"> •Attend 10 Community Events •Monthly Newsletters ✓ •Increase Page Views on Website ✓

Coordinated Plan Roadmap





December

September

June

Prioritize Unmet Needs
Create Goals
30 Day Comment Period

Successes and Concerns to Coordination

- Rides to Community Immunity Program
- Community Rides Program Grant
- Design Challenge Grant
- Golf Scramble: August 21
- MM Coordinator announced: Pamela Pate
- Memorandums of Understanding
- Private Sector Concerns
- Continuum of Coordination

Rides to Community Immunity

Residents of Defiance, Fulton, Henry, Paulding, & Williams Counties

419-592-8726

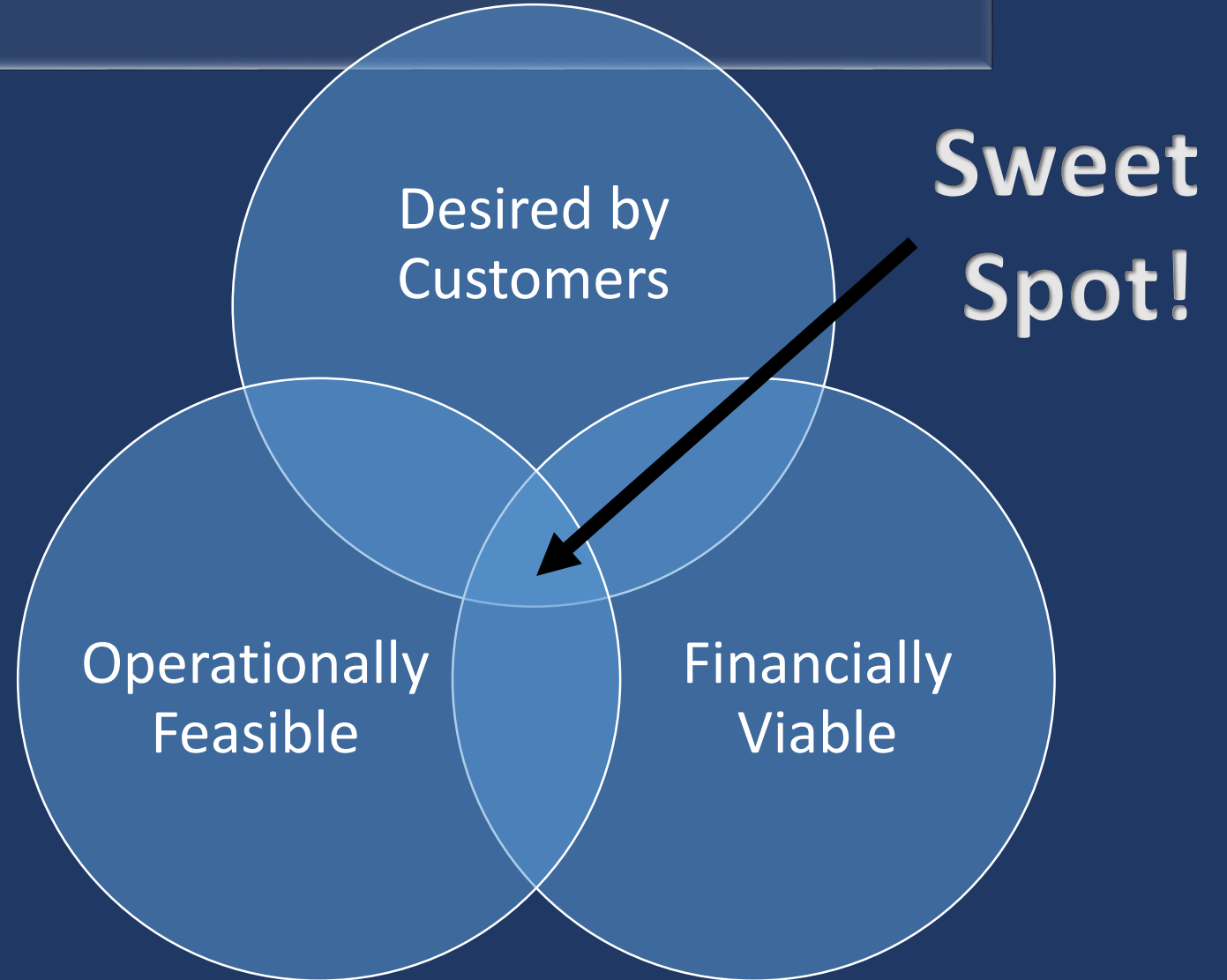


Schedule a ride to COVID vaccinations



7 “P’s” of Successful Transportation Coordination

- Partners
- Passion
- Patience
- Performance
- Perseverance
- Practical Expectation
- Promotion



Provider Overview

4-County Region

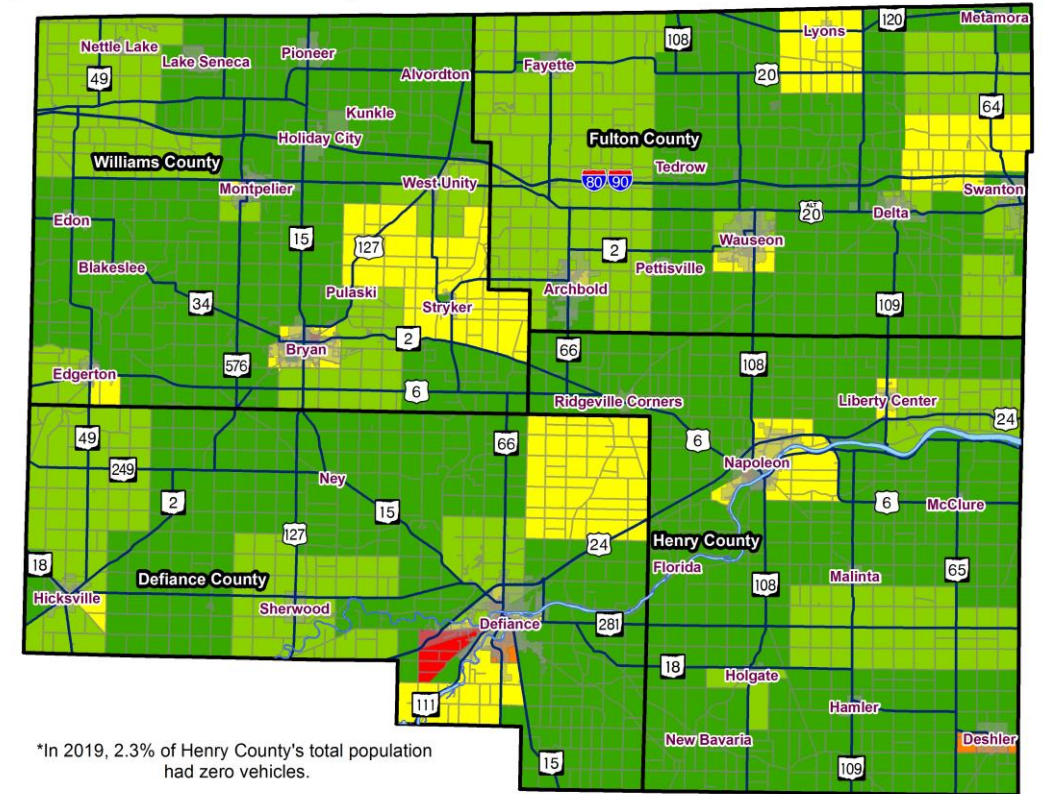
- 144,437 Population
- 1,653 Square Miles
- 2,524 Zero Vehicle Households

13 Providers

- 184 Provider Vehicles
- 108,051 One-Way Trips a Year

Households with Zero Vehicles, 2019

By U.S. Census Block Groups

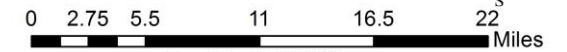
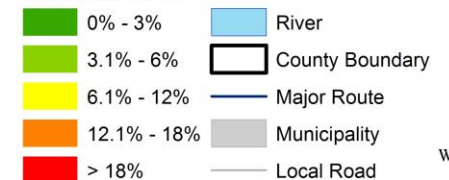


*In 2019, 2.3% of Henry County's total population had zero vehicles.



Legend

Percent of Households with Zero Vehicles*



Map Date: 03/04/2021
Source: TIGER/Line 2018, 2019 ACS 5-Year Est.

Public Survey

- *204 Surveys- 90 Needing Transportation in Past 6 Months*
- *27% Need Rides Everyday*
- *Destinations: Medical, Work, & Groceries*
- *57% Live Alone*
- *88% Household Income is Less than \$49,999*
- *14 Identify as Seniors*
- *43 Identify as Having a Disability- Physical, Cognitive, Deaf, Blind*


Unmet Needs Ranked

1. *Transportation for individuals who do not otherwise qualify under current programs*
2. *Resources and funding for transportation services*
3. *Extended hours of transportation*
4. *Better coordination of existing services*
5. *Transportation on weekends*
6. *Education on transportation programs and providers*
7. *Transportation for individuals being transferred to an inpatient facility for mental health*
8. *Accessible transportation options i.e. wheelchair*
9. *Additional emergency medical transportation resources*
10. *Retain mobility program*
11. *Active transportation options i.e. biking, walking, etc.*

Breakout Rooms



Mind Mapping



Regional Goals

Goal	Objective	Performance Measures
Regional transportation cooperation	Partners make connections, informal agreements, and possibly share some resources	<ul style="list-style-type: none">•3 Annual meetings•Provider information form every year•Maintain a mobility manager
Efficient use of resources	Improve effectiveness, reduce per unit costs, or expand service; while maintaining human centered design	<ul style="list-style-type: none">•Creation of working committees• Identify resource opportunities
Transportation education	Educate stakeholders and public on transportation programs and provider services	<ul style="list-style-type: none">•Public survey and meeting every 4 years•6 Individual interviews of riders every year•Attend 10 community events•Produce a newsletter every month•Education of services via website, social media, and other outlets